

TACIT CONSERVATIVE STRATEGY

AS AT 31 MARCH 2024

INVESTMENT OBJECTIVE

The investment objective of this strategy is to preserve the nominal value of a portfolio over the medium term. The Tacit Conservative Strategy is designed for an investor with a time horizon of five years. The strategy is not a substitute for cash and does carry investment risk.

Within the Tacit Conservative Strategy, we would expect to maintain approximately one-quarter of your funds in growth or real assets such as equities, property and commodities, which may exhibit higher short term volatility, when compared with lower risk asset classes.

This weighting to growth assets can be tactically adjusted to take account of prevailing market conditions but we would not expect this to exceed 40% for a prolonged period at any time.

SUITABILITY

This portfolio may be suitable for investors looking to enhance the return available from cash deposits and fixed interest securities, but who also have low capacity for loss of their capital. The aim is to achieve a nominal total return greater than cash in their portfolio over five years or longer.


KEY RISKS

- + Interest rates rise
- + Inflation outstrips the return achieved
- + Capital losses can be experienced

PORTFOLIO HOLDINGS

| | % OF TOTAL ASSETS |
|--|-------------------|
| 1 ISHARES BROAD HIGH YIELD CORPORATE BOND | 10.0% |
| 2 JPMORGAN GLOBAL HIGH YIELD MULTI FACTOR CORPOARTE BOND ETF | 10.0% |
| 3 AMUNDI US TIPS GOVERNMENT INFLATION LINKED BOND ETF | 10.0% |
| 4 M&G GLOBAL FLOATING RATE HIGH YIELD FUND | 10.0% |
| 5 XTRACKERS HIGH YIELD CORPORATE BOND ETF (GBP HEDGED) | 10.0% |
| 6 0.125% UK GOVERNMENT BOND 2028 | 9.0% |
| 7 0.25% UK GOVERNMENT BOND 2025 | 9.0% |
| 8 0.375% UK GOVERNMENT BOND 2026 | 9.0% |
| 9 ISHARES US TIPS ETF (GBP HEDGED) | 8.0% |
| 10 UK GOVERNMENT INDEX LINKED BOND 2026 | 6.5% |
| 11 BANK DEPOSIT | 4.5% |
| 12 UK GOVERNMENT INDEX LINKED BOND 2024 | 4.0% |

RISK & REWARD PROFILE



KEY FACTS

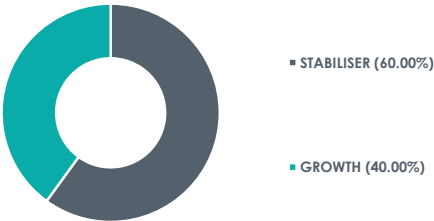
| | |
|------------------------------|-----------------------------------|
| Service | Segregated Discretionary Managed |
| Investment Style | Diversified Multi Asset |
| Suggested Time Horizon | 5 Years + |
| Launch Date | 1st October 2010 |
| Currency | Sterling |
| Estimated Distribution Yield | 3.60% |
| MiFID II Fund Charge | 0.25% |
| Strategy Benchmarks | UK CPI ARC Cautious PCI TR GBP |

MiFID II Fund Charges: A 12 month average measure of the total costs associated with managing and operating a fund. This fee consists primarily of the management fee plus other expenses such as trustee, trading, custody, or operating expenses. It excludes Tacit Investment Management charges.

Distribution Yield: The distribution yield represents the ratio of distributed income over the last 12 months.

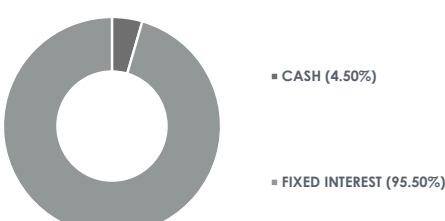
STABILISER GROWTH RATIO

AS AT 31 MARCH 2024



ASSET ALLOCATION

AS AT 31 MARCH 2024

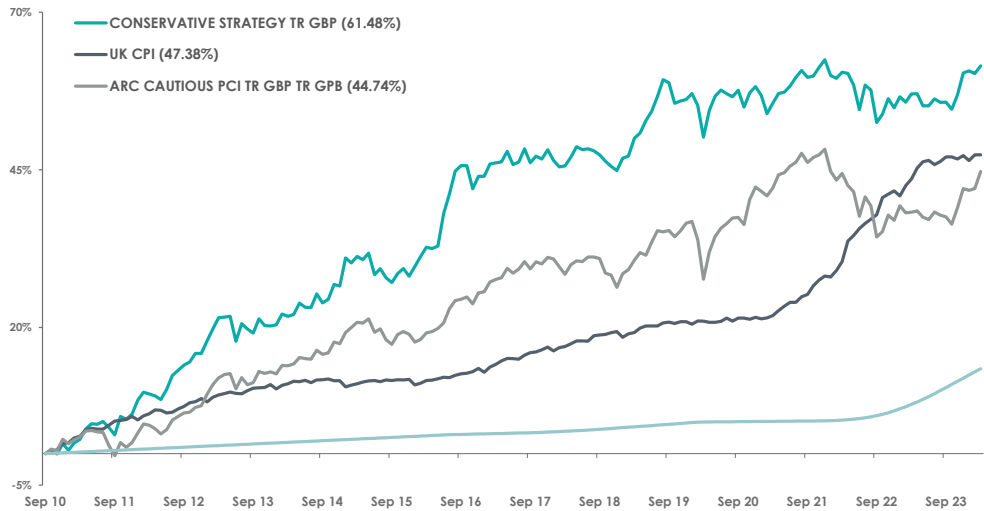


TACIT CONSERVATIVE STRATEGY

AS AT 31 MARCH 2024

CUMULATIVE PERFORMANCE SINCE INCEPTION

(30 SEPTEMBER 2010 TO 31 MARCH 2024)



IMPORTANT INFORMATION: Past performance cannot be relied upon as a guide to future performance. The actual values of your investment and the income returns generated from your investments may vary, and your initial investment amount cannot be guaranteed. Exchange rates may cause the value of overseas investments to rise or fall. Individual investors may realise returns that are different to the strategy performance.

Source for performance: Returns presented are based on the model portfolio held directly with Tacit Investment Management. Where the model portfolio is being accessed through an external platform, the underlying investments may differ due to fund and share class availability. Performance is calculated through Morningstar Direct on a total return basis, with income reinvested net of UK tax. All performance figures shown are net of underlying funds' ongoing charges (OCF) and net of Tacit Investment Management DFM and AJ Bell Securities Ltd custody fees, but gross of any investment advice fees or adviser charges. Deduction of these fees and charges will impact on the performance shown and will have the result of reducing the illustrated performance. Please refer to your investment adviser or Financial Adviser for details. Charges are calculated at a rate of 0.57% from inception until 16th June 2019 and then at a rate of 0.55% thereafter. Past performance is intended as a guide only and the returns shown may not be the same as the returns of an investor's actual account and this due to various factors including the investment date by the investor and differences across platforms. All figures are in GBP Sterling terms. Benchmark performance is shown for comparison purposes only and are calculated on a total return basis. Due to the delay in the announcement of the monthly CPI data, the CPI figure for the current month has assumed to be flat and the CPI target has been calculated using the previous months figure.

This communication has been prepared for general information only. It does not purport to be all-inclusive or contain all of the information which a proposed investor may require in order to make a decision as to whether to invest in the presented strategy or Tacit Investment Management Discretionary Service. Nothing in this document constitutes a recommendation suitable or appropriate to a recipient's individual circumstances or otherwise constitutes a personal recommendation. Tacit has not considered the suitability of this investment strategy against your individual needs and risk tolerance. The data displayed provides summary information. We recommend you seek independent professional advice prior to investing. Care is taken in ensuring that the information presented is accurate as at the stated date. However, this is not guaranteed, and the strategy position may change at any time.

PERFORMANCE SUMMARY

(TO 31 MARCH 2024)

| | 1 MONTH | 3 MONTHS | 6 MONTHS | 1 YEAR | 3 YEARS | 5 YEARS | SINCE INCEPTION (30-SEP-10) |
|---------------------------------|------------|-------------|-------------|-----------|------------|------------|-----------------------------------|
| CONSERVATIVE STRATEGY TR GBP | 0.76% | 0.70% | 3.68% | 2.84% | 3.79% | 7.64% | 61.48% |
| UK CPI INDEX | 0.00% | 0.08% | 0.23% | 2.66% | 20.92% | 23.64% | 47.38% |
| ARC CAUTIOUS PCI TR GBP INDEX | 1.90% | 1.90% | 5.22% | 4.66% | 1.84% | 10.78% | 44.74% |
| BANK OF ENGLAND BASE RATE INDEX | 0.45% | 1.34% | 2.70% | 5.24% | 7.94% | 8.84% | 13.47% |

ANNUAL PERFORMANCE TO LAST QUARTER END

| | TO 31 MAR 24 | TO 31 MAR 23 | TO 31 MAR 22 | TO 31 MAR 21 | TO 31 MAR 20 |
|---------------------------------|-----------------|-----------------|-----------------|-----------------|-----------------|
| CONSERVATIVE STRATEGY TR GBP | 2.84% | -2.15% | 3.14% | 3.60% | 0.11% |
| UK CPI INDEX | 2.66% | 10.06% | 7.02% | 0.71% | 1.52% |
| ARC CAUTIOUS PCI TR GBP INDEX | 4.66% | -4.25% | 1.62% | 11.34% | -2.29% |
| BANK OF ENGLAND BASE RATE INDEX | 5.24% | 2.36% | 0.20% | 0.10% | 0.73% |

CONTACT DETAILS

t: +44(0)203 051 6450
e: info@tacitim.com
w: www.tacitim.com



TIML-FS-C-MAR2024
TACIT INVESTMENT MANAGEMENT IS A TRADE NAME OF TIML LIMITED. TIML LIMITED IS AUTHORISED AND REGULATED BY THE FINANCIAL CONDUCT AUTHORITY. FCA NUMBER: 670184. REGISTERED OFFICE: 17 HANOVER SQUARE, LONDON, W1S 1BN. REGISTERED IN ENGLAND AND WALES NO. 09228395. E. & O. E. © TIML LIMITED. ALL RIGHTS RESERVED